



# **SUBLETTE COUNTY UNIFIED FIRE**

PO Box 2410 Pinedale WY 82941

Tel: 307-367-4550

Email: [unifiedfire@sublettewyo.com](mailto:unifiedfire@sublettewyo.com)

## **Fire Warden Annual Report**

January 1, 2019– December 31, 2019

### **I. EMERGENCY INCIDENTS**

• Between January 1, 2019 – December 31, 2019, there were a total of 206 emergency responses:

- Pinedale – 88
- Big Piney/Marbleton – 37
- Bondurant – 25
- Boulder – 31
- Daniel – 14
- Kendall Valley – 11

- Our average turn-out time in 2019 was 10 minutes and 35 seconds.

### **II. FIRE INVESTIGATIONS**

- There were (10) ten fire investigations between January 1, 2019 and December 31, 2019.

### **III. FIRE PREVENTION**

- **SMOKE DETECTOR PROGRAM**

• 189 smoke detectors were installed throughout Sublette County in 2019 with the help of the Red Cross.

- **FIRE WISE ASSESSMENTS** – 3
- **FIRE WISE TRAINING** – Three days (tablet).
- **COLLABORATIVE MEETINGS** – 2
- **COMMUNITY EDUCATION EVENTS** – Sixteen (16).

### **IV. TRAINING**

- **FIRE TRAINING**

- 68 - State Issued Structure Training Qualifications were issued in 2019.
- 26 - Wildland Certifications were issued in 2019.
- 290 classes were offered, with a total of 1,951:00 class hours. 2,662 firefighters attended with a total of 10,324:15 man hours.

### **V. HEALTH & SAFETY**

- Firefighters are up to date with CPR and First Aid.
- Completed 80 physicals and 77 stress tests in 2019.
- CISM team is available in Sublette County.

## **VI. HOURS SPENT IN 2019**

- The firefighters donated 3,077.50 volunteer hours throughout the County and community.
- Firefighters spent 3,813:39 hours with Alarm responses.

## **VII. Federal Fires**

- 7 Deployments to Federal Fires outside of Sublette County.
- 24 SCUF Firefighters were deployed on the Boulder Lake Fire.
- \$100,872.46 was paid to firefighters from Federal Fires. This has been reimbursed to Sublette County.
- Approximately \$45,626.75 for Fire Income to County for future Wildland apparatus purchase.

# Sublette County Unified Fire

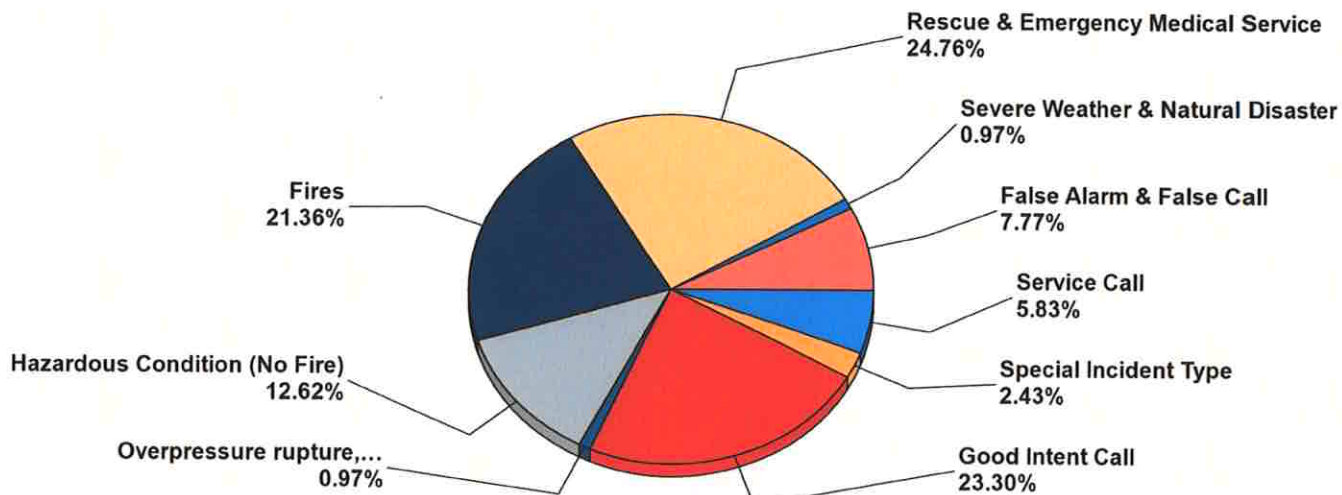
Pinedale, WY

This report was generated on 1/6/2020 10:51:19 AM



## Breakdown by Major Incident Types for Date Range

Zone(s): All Zones | Start Date: 01/01/2019 | End Date: 12/31/2019



MAJOR INCIDENT TYPE	# INCIDENTS	% of TOTAL
Fires	44	21.36%
Overpressure rupture, explosion, overheating - no fire	2	0.97%
Rescue & Emergency Medical Service	51	24.76%
Hazardous Condition (No Fire)	26	12.62%
Service Call	12	5.83%
Good Intent Call	48	23.30%
False Alarm & False Call	16	7.77%
Severe Weather & Natural Disaster	2	0.97%
Special Incident Type	5	2.43%
<b>TOTAL</b>	<b>206</b>	<b>100.00%</b>

Only REVIEWED incidents included. Summary results for a major incident type are not displayed if the count is zero. Does not include Imported data.



Detailed Breakdown by Incident Type		
INCIDENT TYPE	# INCIDENTS	% of TOTAL
100 - Fire, other	2	0.97%
111 - Building fire	8	3.88%
113 - Cooking fire, confined to container	1	0.49%
114 - Chimney or flue fire, confined to chimney or flue	4	1.94%
130 - Mobile property (vehicle) fire, other	1	0.49%
131 - Passenger vehicle fire	2	0.97%
132 - Road freight or transport vehicle fire	2	0.97%
137 - Camper or recreational vehicle (RV) fire	1	0.49%
138 - Off-road vehicle or heavy equipment fire	2	0.97%
140 - Natural vegetation fire, other	1	0.49%
141 - Forest, woods or wildland fire	5	2.43%
142 - Brush or brush-and-grass mixture fire	6	2.91%
143 - Grass fire	7	3.40%
154 - Dumpster or other outside trash receptacle fire	1	0.49%
160 - Special outside fire, other	1	0.49%
221 - Overpressure rupture of air or gas pipe/pipeline	1	0.49%
240 - Explosion (no fire), other	1	0.49%
311 - Medical assist, assist EMS crew	6	2.91%
320 - Emergency medical service, other	1	0.49%
322 - Motor vehicle accident with injuries	25	12.14%
324 - Motor vehicle accident with no injuries.	15	7.28%
352 - Extrication of victim(s) from vehicle	2	0.97%
362 - Ice rescue	1	0.49%
365 - Watercraft rescue	1	0.49%
400 - Hazardous condition, other	4	1.94%
411 - Gasoline or other flammable liquid spill	1	0.49%
412 - Gas leak (natural gas or LPG)	20	9.71%
445 - Arcing, shorted electrical equipment	1	0.49%
500 - Service Call, other	3	1.46%
531 - Smoke or odor removal	8	3.88%
542 - Animal rescue	1	0.49%
611 - Dispatched & cancelled en route	37	17.96%
622 - No incident found on arrival at dispatch address	4	1.94%
650 - Steam, other gas mistaken for smoke, other	1	0.49%
651 - Smoke scare, odor of smoke	5	2.43%
652 - Steam, vapor, fog or dust thought to be smoke	1	0.49%
700 - False alarm or false call, other	4	1.94%
710 - Malicious, mischievous false call, other	1	0.49%
730 - System malfunction, other	1	0.49%
733 - Smoke detector activation due to malfunction	1	0.49%
735 - Alarm system sounded due to malfunction	1	0.49%
736 - CO detector activation due to malfunction	1	0.49%
743 - Smoke detector activation, no fire - unintentional	1	0.49%
744 - Detector activation, no fire - unintentional	1	0.49%
745 - Alarm system activation, no fire - unintentional	3	1.46%
746 - Carbon monoxide detector activation, no CO	2	0.97%
813 - Wind storm, tornado/hurricane assessment	1	0.49%
814 - Lightning strike (no fire)	1	0.49%
900 - Special type of incident, other	4	1.94%
911 - Citizen complaint	1	0.49%
<b>TOTAL INCIDENTS:</b>	<b>206</b>	<b>100.00%</b>

Only REVIEWED incidents included. Summary results for a major incident type are not displayed if the count is zero. Does not include Imported data.





# Sublette County Unified Fire

Pinedale, WY

This report was generated on 1/6/2020 10:53:04 AM



## Incident Type Count per Station for Date Range

Start Date: 01/01/2019 | End Date: 12/31/2019

INCIDENT TYPE	# INCIDENTS
<b>Station: 1 - BATTALION 1 - PINEDALE</b>	
100 - Fire, other	1
111 - Building fire	2
114 - Chimney or flue fire, confined to chimney or flue	4
130 - Mobile property (vehicle) fire, other	1
131 - Passenger vehicle fire	1
142 - Brush or brush-and-grass mixture fire	3
143 - Grass fire	2
154 - Dumpster or other outside trash receptacle fire	1
160 - Special outside fire, other	1
240 - Explosion (no fire), other	1
311 - Medical assist, assist EMS crew	1
320 - Emergency medical service, other	1
322 - Motor vehicle accident with injuries	9
324 - Motor vehicle accident with no injuries.	2
362 - Ice rescue	1
400 - Hazardous condition, other	2
412 - Gas leak (natural gas or LPG)	11
445 - Arcing, shorted electrical equipment	1
500 - Service Call, other	2
531 - Smoke or odor removal	5
611 - Dispatched & cancelled en route	14
650 - Steam, other gas mistaken for smoke, other	1
651 - Smoke scare, odor of smoke	4
652 - Steam, vapor, fog or dust thought to be smoke	1
700 - False alarm or false call, other	3
733 - Smoke detector activation due to malfunction	1
735 - Alarm system sounded due to malfunction	1
743 - Smoke detector activation, no fire - unintentional	1
744 - Detector activation, no fire - unintentional	1
745 - Alarm system activation, no fire - unintentional	2

Only REVIEWED incidents included.



INCIDENT TYPE	# INCIDENTS
746 - Carbon monoxide detector activation, no CO	2
814 - Lightning strike (no fire)	1
900 - Special type of incident, other	4

**# Incidents for 1 - Battalion 1 - Pinedale: 88**

Station: 2 - BATTALION 2 - BIG PINEY	
100 - Fire, other	1
111 - Building fire	2
113 - Cooking fire, confined to container	1
131 - Passenger vehicle fire	1
132 - Road freight or transport vehicle fire	1
138 - Off-road vehicle or heavy equipment fire	1
143 - Grass fire	1
311 - Medical assist, assist EMS crew	3
322 - Motor vehicle accident with injuries	1
352 - Extrication of victim(s) from vehicle	1
400 - Hazardous condition, other	1
411 - Gasoline or other flammable liquid spill	1
412 - Gas leak (natural gas or LPG)	5
500 - Service Call, other	1
531 - Smoke or odor removal	1
611 - Dispatched & cancelled en route	8
622 - No incident found on arrival at dispatch address	1
700 - False alarm or false call, other	1
710 - Malicious, mischievous false call, other	1
730 - System malfunction, other	1
736 - CO detector activation due to malfunction	1
745 - Alarm system activation, no fire - unintentional	1
813 - Wind storm, tornado/hurricane assessment	1

**# Incidents for 2 - Battalion 2 - Big Piney: 37**

Station: 3 - BATTALION 3 - BONDURANT	
140 - Natural vegetation fire, other	1
141 - Forest, woods or wildland fire	1
311 - Medical assist, assist EMS crew	1
322 - Motor vehicle accident with injuries	6
324 - Motor vehicle accident with no injuries.	8
412 - Gas leak (natural gas or LPG)	1

Only REVIEWED incidents included.



INCIDENT TYPE	# INCIDENTS
531 - Smoke or odor removal	1
611 - Dispatched & cancelled en route	5
911 - Citizen complaint	1

**# Incidents for 3 - Battalion 3 - Bondurant: 25**

Station: 4 - BATTALION 4 - BOULDER	
111 - Building fire	2
132 - Road freight or transport vehicle fire	1
137 - Camper or recreational vehicle (RV) fire	1
138 - Off-road vehicle or heavy equipment fire	1
141 - Forest, woods or wildland fire	3
142 - Brush or brush-and-grass mixture fire	2
221 - Overpressure rupture of air or gas pipe/pipeline	1
322 - Motor vehicle accident with injuries	5
324 - Motor vehicle accident with no injuries.	4
352 - Extrication of victim(s) from vehicle	1
400 - Hazardous condition, other	1
412 - Gas leak (natural gas or LPG)	2
542 - Animal rescue	1
611 - Dispatched & cancelled en route	5
622 - No incident found on arrival at dispatch address	1

**# Incidents for 4 - Battalion 4 - Boulder: 31**

Station: 5 - BATTALION 5 - DANIEL	
111 - Building fire	1
142 - Brush or brush-and-grass mixture fire	1
143 - Grass fire	3
322 - Motor vehicle accident with injuries	3
324 - Motor vehicle accident with no injuries.	1
412 - Gas leak (natural gas or LPG)	1
531 - Smoke or odor removal	1
611 - Dispatched & cancelled en route	2
622 - No incident found on arrival at dispatch address	1

**# Incidents for 5 - Battalion 5 - Daniel: 14**

Station: 6 - BATTALION 6 - KENDALL VALLEY	
111 - Building fire	1
141 - Forest, woods or wildland fire	1

Only REVIEWED incidents included.



INCIDENT TYPE	# INCIDENTS
143 - Grass fire	1
311 - Medical assist, assist EMS crew	1
322 - Motor vehicle accident with injuries	1
365 - Watercraft rescue	1
611 - Dispatched & cancelled en route	3
622 - No incident found on arrival at dispatch address	1
651 - Smoke scare, odor of smoke	1

**# Incidents for 6 - Battalion 6 - Kendall Valley: 11**

Only REVIEWED incidents included.





# Sublette County Unified Fire

Pinedale, WY

This report was generated on 1/6/2020 10:55:39 AM



## Incident Count per FPU for Incident Type Range for Date Range for Zone

Zone(s): All Zones | Incident Type(s): All Incident Types | Start Date: 01/01/2019 | End Date: 12/31/2019

FIXED PROPERTY USE	# INCIDENTS	EMS TOTAL	FIRE TOTAL
<b>Zone:</b>			
1 or 2 family dwelling	1	0	1
Aircraft taxiway	1	0	1
Airport passenger terminal	1	0	1
Campsite with utilities	2	0	2
Church, mosque, synagogue, temple, chapel	1	0	1
Clinics, doctors offices, hemodialysis cntr, other	1	0	1
Clubhouse	2	0	2
Convenience store	1	0	1
Educational, other	2	0	2
Fixed-use recreation places, other	1	0	1
Food and beverage sales, grocery store	1	0	1
Forest, timberland, woodland	1	0	1
Gas distribution, gas pipeline	6	0	6
Highway or divided highway	40	28	12
Hotel/motel, commercial	13	0	13
Ind., utility, defense, agriculture, mining, other	1	1	0
Industrial plant yard - area	1	0	1
Library	1	0	1
Livestock production	9	0	9
Mercantile, business, other	3	0	3
Motor vehicle or boat sales, services, repair	1	0	1
Multifamily dwelling	2	0	2
Open land or field	2	0	2
Outside or special property, other	3	0	3
Places of worship, funeral parlors, other	1	1	0

Fixed Property Use information is collected on the Basic Info 3 screen of an incident. Only REVIEWED incidents included.



Preschool	2	0	2
Professional supplies, services	1	0	1
Public or government, other	26	9	17
Residential street, road or residential driveway	2	2	0
Residential, other	58	6	52
Restaurant or cafeteria	1	0	1
Schools, non-adult, other	1	0	1
Storage, other	2	0	2
Street or road in commercial area	2	0	2
Street, other	10	4	6
Swimming facility: indoor or outdoor	1	0	1
Undetermined	1	0	1
Utility or Distribution system, other	1	0	1

Fixed Property Use information is collected on the Basic Info 3 screen of an incident. Only REVIEWED incidents included.



# Sublette County Unified Fire

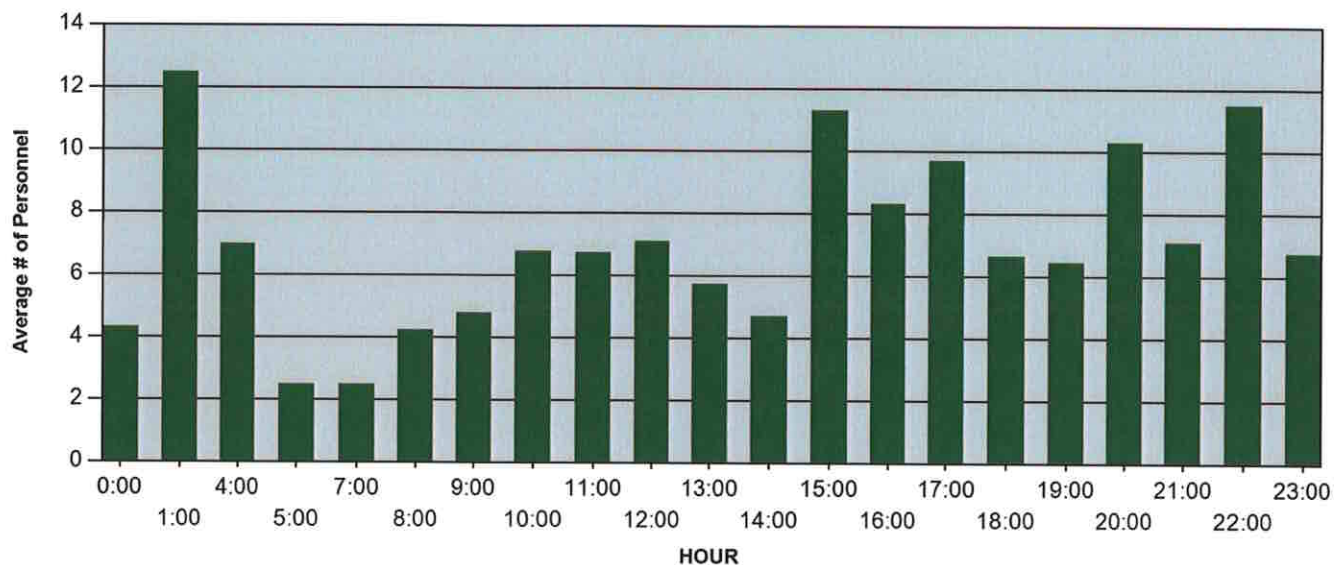
Pinedale, WY

This report was generated on 1/2/2020 3:09:44 PM



## Average Number of Responding Personnel per Hour for Date Range

Start Date: 01/01/2019 | End Date: 12/31/2019



HOUR	AVG. # PERSONNEL
00:00 - 00:59	4.33
01:00 - 01:59	12.50
04:00 - 04:59	7.00
05:00 - 05:59	2.50
07:00 - 07:59	2.50
08:00 - 08:59	4.25
09:00 - 09:59	4.80
10:00 - 10:59	6.77
11:00 - 11:59	6.74
12:00 - 12:59	7.11
13:00 - 13:59	5.75
14:00 - 14:59	4.71
15:00 - 15:59	11.30
16:00 - 16:59	8.31
17:00 - 17:59	9.70
18:00 - 18:59	6.65
19:00 - 19:59	6.46
20:00 - 20:59	10.29
21:00 - 21:59	7.11
22:00 - 22:59	11.50
23:00 - 23:59	6.75

AVE. # PERSONNEL calculated from total number of personnel responding to incidents begun at the HOUR divided by total number of REVIEWED incidents for that HOUR. Includes personnel that responded both on or off apparatus.



# Sublette County Unified Fire

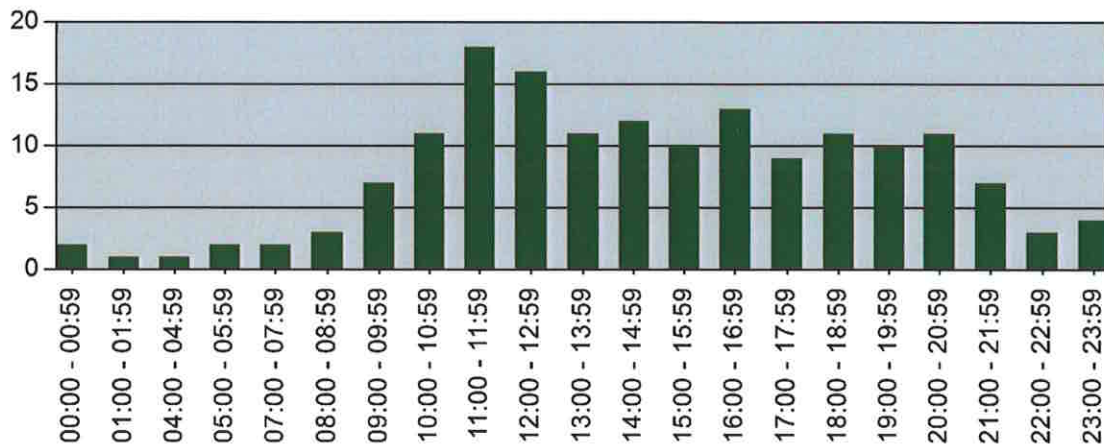
Pinedale, WY

This report was generated on 1/2/2020 3:11:42 PM



## Incidents by Hour for Apparatus for Date Range

Apparatus: All Apparatus | Start Date: 01/01/2019 | End Date: 12/31/2019



TIME	# INCIDENTS
00:00 - 00:59	2
01:00 - 01:59	1
04:00 - 04:59	1
05:00 - 05:59	2
07:00 - 07:59	2
08:00 - 08:59	3
09:00 - 09:59	7
10:00 - 10:59	11
11:00 - 11:59	18
12:00 - 12:59	16
13:00 - 13:59	11
14:00 - 14:59	12
15:00 - 15:59	10
16:00 - 16:59	13
17:00 - 17:59	9
18:00 - 18:59	11
19:00 - 19:59	10
20:00 - 20:59	11
21:00 - 21:59	7

Only REVIEWED incidents included



emergencyreporting.com  
Doc Id: 4  
Page # 1



TIME	# INCIDENTS
22:00 - 22:59	3
23:00 - 23:59	4

Only REVIEWED incidents included



# Sublette County Unified Fire

Pinedale, WY

This report was generated on 1/6/2020 10:57:15 AM



## Average Turnout Time (Dispatch to Enroute) per Station for Date Range

Start Date: 01/01/2019 | End Date: 12/31/2019

STATION	TURNOUT TIME (min) (Dispatch to Enroute)
1 - Battalion 1 - Pinedale	7:36
2 - Battalion 2 - Big Piney	7:12
3 - Battalion 3 - Bondurant	16:55
4 - Battalion 4 - Boulder	9:40
5 - Battalion 5 - Daniel	13:00
6 - Battalion 6 - Kendall Valley	9:06
<b>AVERAGE TURNOUT TIME:</b>	<b>10:35</b>

Report calculates the average time difference between DISPATCH and ENROUTE for each station. Only REVIEWED incidents where ENROUTE time is provided are included. Cancelled apparatus are not included in this report.



emergencyreporting.com  
Doc Id: 684  
Page # 1

# Sublette County Unified Fire

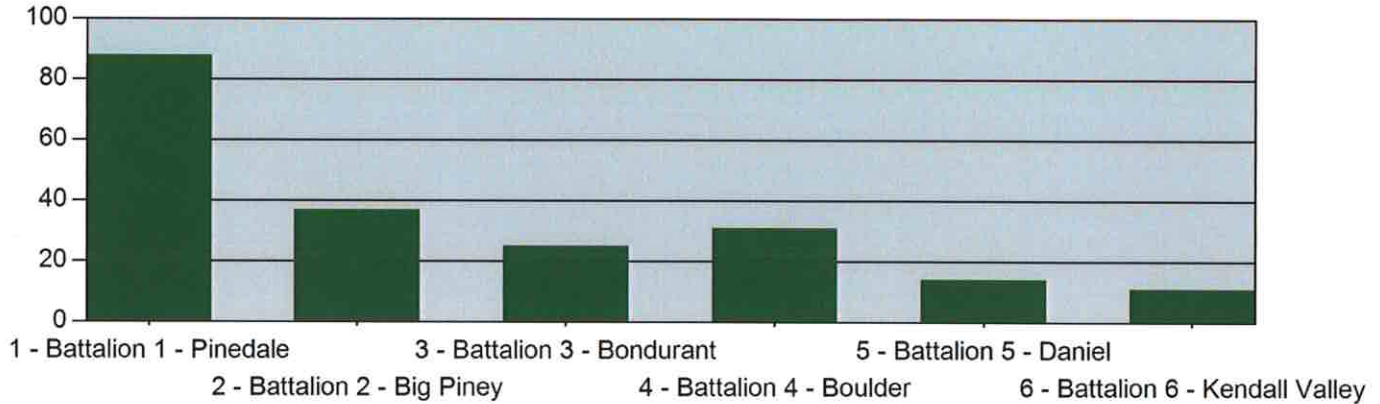
Pinedale, WY

This report was generated on 1/2/2020 3:05:58 PM



## Incidents per Station for Date Time Range for Station

Start Time: 00:00 | End Time: 23:00 | Incident Type(s): All Incident Types | Station: All Stations | Start Date: 01/01/2019 | End Date: 12/31/2019



STATION	COUNT
1 - Battalion 1 - Pinedale	88
2 - Battalion 2 - Big Piney	37
3 - Battalion 3 - Bondurant	25
4 - Battalion 4 - Boulder	31
5 - Battalion 5 - Daniel	14
6 - Battalion 6 - Kendall Valley	11
<b>TOTAL:</b>	<b>206</b>

Only Reviewed Incidents included. This report totals the Incidents and groups by the Station specified in Basic 1. End Time menu returns all matches inside the chosen hour (ex: 23:00 returns all matching results from 23:00 - 23:59).



# Sublette County Unified Fire

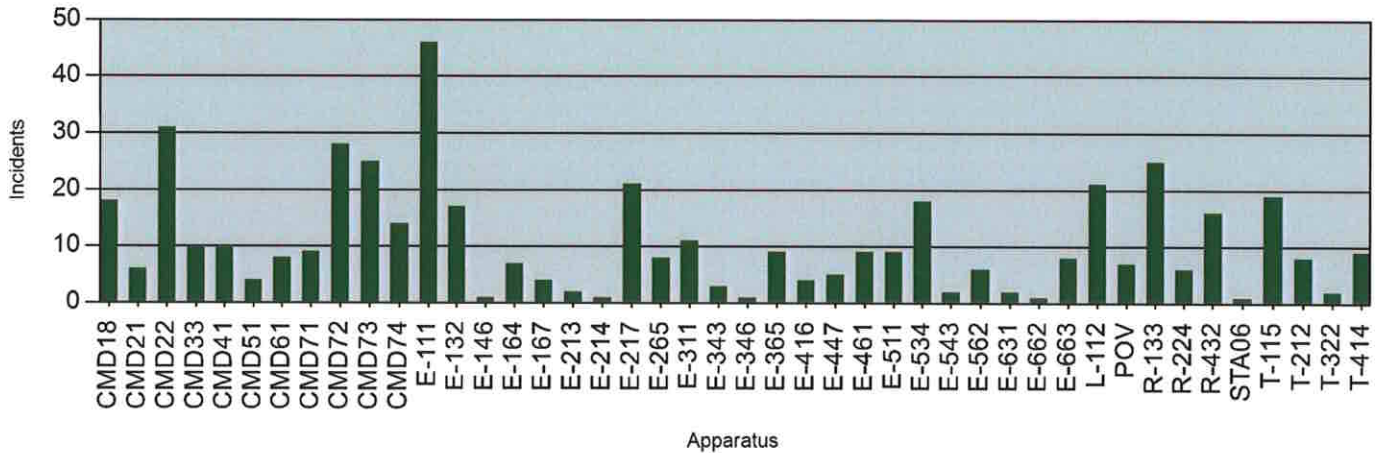
Pinedale, WY

This report was generated on 1/6/2020 10:59:44 AM



## Incident Count per Apparatus for Date Range

Start Date: 01/01/2019 | End Date: 12/31/2019



APPARATUS	# of INCIDENTS
CMD18	18
CMD21	6
CMD22	31
CMD33	10
CMD41	10
CMD51	4
CMD61	8
CMD71	9
CMD72	28
CMD73	25
CMD74	14
E-111	46
E-132	17
E-146	1
E-164	7
E-167	4
E-213	2
E-214	1
E-217	21
E-265	8
E-311	11
E-343	3
E-346	1
E-365	9
E-416	4

Cancelled apparatus (per the THIS APPARATUS WAS CANCELLED checkbox on Basic Info 4) not included. Only REVIEWED incidents included.





APPARATUS	# of INCIDENTS
E-447	5
E-461	9
E-511	9
E-534	18
E-543	2
E-562	6
E-631	2
E-662	1
E-663	8
L-112	21
POV	7
R-133	25
R-224	6
R-432	16
STA06	1
T-115	19
T-212	8
T-322	2
T-414	9

Canceled apparatus (per the THIS APPARATUS WAS CANCELLED checkbox on Basic Info 4) not included.  
Only REVIEWED incidents included.



# Sublette County Unified Fire

Pinedale, WY

This report was generated on 1/6/2020 11:00:18 AM



**Count of Classes and People by Class Category with Class Hours and Man Hours for Date Range**  
**Passed/Failed: Both Passed and Failed | Start Date: 01/01/2019 | End Date: 12/31/2019**

## Battalion

	Class Count	Total Class Hours	Count of People	Total Man Hours
	20	20:00	180	180:00
	1	1:15	8	10:00
	28	42:00	326	489:00
	1	1:45	10	17:30
	65	130:00	906	1812:00
	1	2:15	13	29:15
	11	27:30	118	295:00
	10	30:00	127	381:00
	2	10:00	22	110:00
	1	18:00	9	162:00
	2	38:00	43	817:00
	2	39:00	11	214:30
<b>Total :</b>	<b>144</b>	<b>359:45</b>	<b>1773</b>	<b>4517:15</b>

## CISM

	Class Count	Total Class Hours	Count of People	Total Man Hours
	2	3:00	8	12:00
	2	4:00	9	18:00
	1	2:30	4	10:00
<b>Total :</b>	<b>5</b>	<b>9:30</b>	<b>21</b>	<b>40:00</b>

## County Wide Training

	Class Count	Total Class Hours	Count of People	Total Man Hours
	1	0:45	8	6:00
	10	10:00	50	50:00
	22	33:00	89	133:30
	11	22:00	56	112:00
	2	5:00	6	15:00
	2	6:00	11	33:00
	2	7:00	21	73:30
	2	8:00	32	128:00
	1	4:30	24	108:00
	1	6:30	14	91:00
	1	7:30	15	112:30
	1	8:00	17	136:00
	2	17:00	49	416:30
	3	27:00	72	648:00
	1	9:30	16	152:00
	23	552:00	32	768:00

This report lists the actual count of Reviewed classes and the class hours, and the number of people who attended those classes and the total Man Hours for each Class Category. This report pulls training hours from the Training Code Hours field on the Info Page.



<b>Total :</b>	<b>85</b>	<b>723:45</b>	<b>512</b>	<b>2983:00</b>
<b>Duty Officer</b>				
	<b>Class Count</b>	<b>Total Class Hours</b>	<b>Count of People</b>	<b>Total Man Hours</b>
	29	696:00	45	1080:00
<b>Total :</b>	<b>29</b>	<b>696:00</b>	<b>45</b>	<b>1080:00</b>
<b>EMT</b>				
	<b>Class Count</b>	<b>Total Class Hours</b>	<b>Count of People</b>	<b>Total Man Hours</b>
	6	6:00	48	48:00
	1	1:15	4	5:00
	1	2:00	2	4:00
<b>Total :</b>	<b>8</b>	<b>9:15</b>	<b>54</b>	<b>57:00</b>
<b>Live Fire Training</b>				
	<b>Class Count</b>	<b>Total Class Hours</b>	<b>Count of People</b>	<b>Total Man Hours</b>
	1	4:30	22	99:00
<b>Total :</b>	<b>1</b>	<b>4:30</b>	<b>22</b>	<b>99:00</b>
<b>Officer Development</b>				
	<b>Class Count</b>	<b>Total Class Hours</b>	<b>Count of People</b>	<b>Total Man Hours</b>
	1	3:00	30	90:00
<b>Total :</b>	<b>1</b>	<b>3:00</b>	<b>30</b>	<b>90:00</b>
<b>On Line Class</b>				
	<b>Class Count</b>	<b>Total Class Hours</b>	<b>Count of People</b>	<b>Total Man Hours</b>
	1	4:00	2	8:00
<b>Total :</b>	<b>1</b>	<b>4:00</b>	<b>2</b>	<b>8:00</b>
<b>Out of County</b>				
	<b>Class Count</b>	<b>Total Class Hours</b>	<b>Count of People</b>	<b>Total Man Hours</b>
	3	24:00	14	112:00
	1	12:00	7	84:00
	2	32:00	9	144:00
	1	20:00	1	20:00
<b>Total :</b>	<b>7</b>	<b>88:00</b>	<b>31</b>	<b>360:00</b>
<b>Recruit Academy</b>				
	<b>Class Count</b>	<b>Total Class Hours</b>	<b>Count of People</b>	<b>Total Man Hours</b>
	1	1:30	21	31:30
	1	2:15	2	4:30
	1	4:00	20	80:00
	1	6:00	26	156:00
	2	14:00	35	245:00
	1	7:30	26	195:00
	2	18:00	42	378:00
<b>Total :</b>	<b>9</b>	<b>53:15</b>	<b>172</b>	<b>1090:00</b>
	<b>Grand Total Class Count</b>	<b>Grand Total Class Hours</b>	<b>Grand Total People</b>	<b>Grand Total Man Hours</b>
	<b>290</b>	<b>1951:00</b>	<b>2662</b>	<b>10324:15</b>

This report lists the actual count of Reviewed classes and the class hours, and the number of people who attended those classes and the total Man Hours for each Class Category. This report pulls training hours from the Training Code Hours field on the Info Page.

