



# SUBLETTE COUNTY UNIFIED FIRE

PO Box 2410 Pinedale WY 82941 Tel: 307-367-4550 Email: unifiedfire@sublettewyo.com

## Fire Warden Annual Report

January 1, 2018– December 31, 2018

### I. EMERGENCY INCIDENTS

- Between January 1, 2018 – December 31, 2018, there were a total of 182 emergency responses:
  - Pinedale – 60
  - Big Piney/Marbleton – 46
  - Bondurant – 23
  - Boulder – 31
  - Daniel – 17
  - Kendall Valley – 5
- Our average turn-out time in 2018 was 10 minutes and 69 seconds.

### II. FIRE INVESTIGATIONS

- There were (6) six fire investigations between January 1, 2018 and December 31, 2018.

### III. FIRE PREVENTION

- **SMOKE DETECTOR PROGRAM**
  - 104 smoke detectors were installed throughout Sublette County in 2018.
- **SLASH PILES BURNED** – One (1)
- **FIRE WISE TRAINING** – Three days
- **FIRE WISE MEETINGS** – Nineteen (19)
- **COMMUNITY EDUCATION EVENTS** – Seventeen (17)

### IV. TRAINING

- **FIRE TRAINING**
  - 43 - State Issued Structure Training Qualifications were issued in 2018.
  - 17 - Wildland Certifications were issued in 2018.
  - 11 – EMT Certifications were issued to firefighters in 2018.
  - 280 classes were offered, with a total of 1962:35 class hours. 2251 firefighters attended with a total of 8109:15-man hours.

### V. HEALTH & SAFETY

- Firefighters are up to date with CPR and First Aid.
- Completed 81 physicals and 85 stress tests in 2018.
- EVAC plans have been created for the Sublette Center, Aspen Grove, and The Pioneer Center.

### VI. HOURS SPENT IN 2017

- The firefighters donated 1,750.25 volunteer hours throughout the County and community.
- Firefighters spent 2,873:12 hours with Alarm responses.
- Training hours for firefighters totaled 8081:45 hours.

## **VII. Federal Fires**

- 22 Deployments to Federal Fires outside of Sublette County.
- 41 SCUF Firefighters were deployed on the Roosevelt Fire.
- \$240,626.53 was paid to firefighters from Federal Fires (not including Roosevelt). This has been reimbursed to Sublette County.
- \$183,592.33 was paid to firefighters from the Roosevelt Fire. This will be reimbursed to Sublette County.
- Approximately \$121,823.00 for Fire Income to County for future Wildland apparatus purchase.

# Sublette County Unified Fire

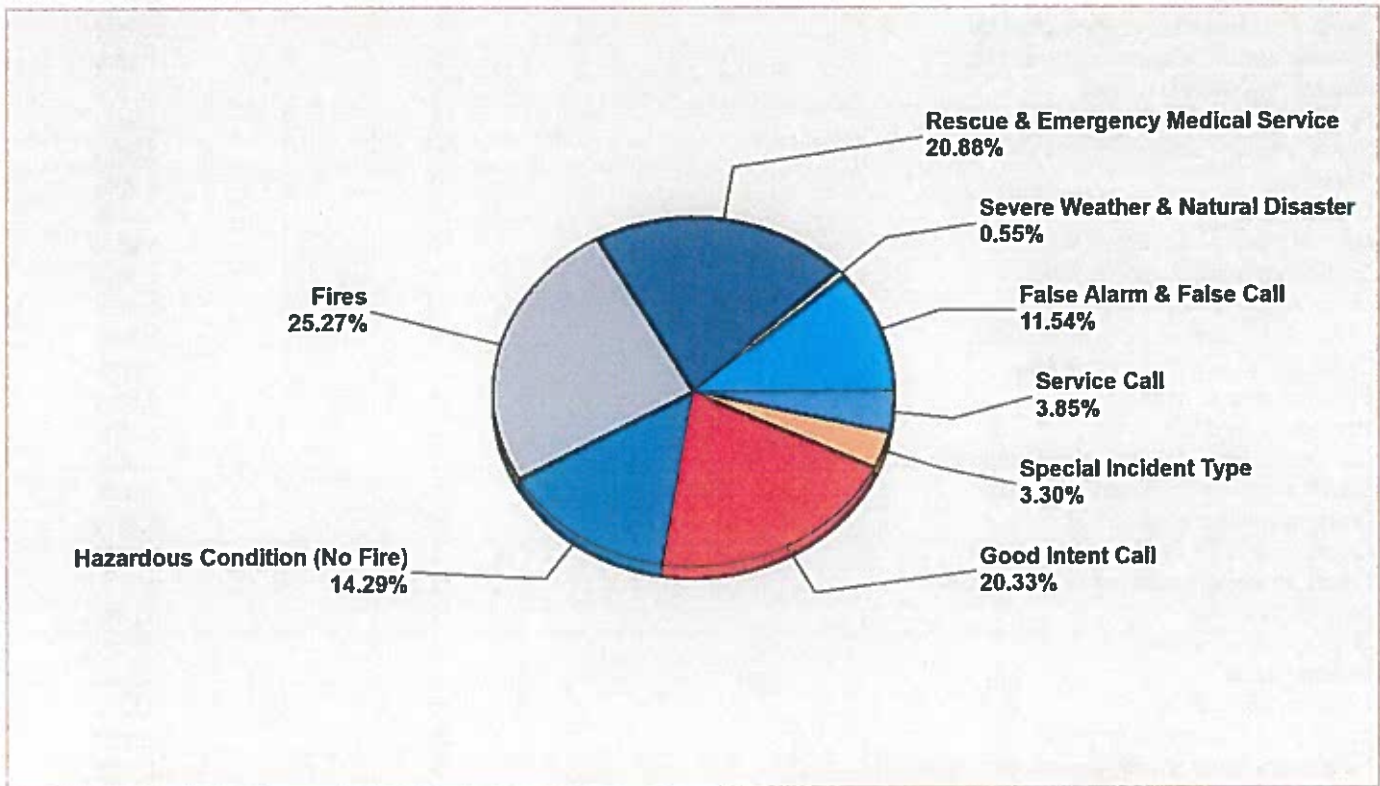
Pinedale, WY

This report was generated on 1/3/2019 1:05:55 PM



## Breakdown by Major Incident Types for Date Range

Zone(s): All Zones | Start Date: 01/01/2018 | End Date: 12/31/2018



MAJOR INCIDENT TYPE	# INCIDENTS	% of TOTAL
Fires	46	25.27%
Rescue & Emergency Medical Service	38	20.88%
Hazardous Condition (No Fire)	26	14.29%
Service Call	7	3.85%
Good Intent Call	37	20.33%
False Alarm & False Call	21	11.54%
Severe Weather & Natural Disaster	1	0.55%
Special Incident Type	6	3.30%
<b>TOTAL</b>	<b>182</b>	<b>100.00%</b>

Only REVIEWED incidents included. Summary results for a major incident type are not displayed if the count is zero.

**Detailed Breakdown by Incident Type**

<b>INCIDENT TYPE</b>	<b># INCIDENTS</b>	<b>% of TOTAL</b>
100 - Fire, other	4	2.20%
111 - Building fire	4	2.20%
112 - Fires in structure other than in a building	1	0.55%
130 - Mobile property (vehicle) fire, other	1	0.55%
131 - Passenger vehicle fire	1	0.55%
137 - Camper or recreational vehicle (RV) fire	1	0.55%
138 - Off-road vehicle or heavy equipment fire	2	1.10%
140 - Natural vegetation fire, other	5	2.75%
141 - Forest, woods or wildland fire	6	3.30%
142 - Brush or brush-and-grass mixture fire	11	6.04%
143 - Grass fire	9	4.95%
150 - Outside rubbish fire, other	1	0.55%
311 - Medical assist, assist EMS crew	7	3.85%
320 - Emergency medical service, other	2	1.10%
322 - Motor vehicle accident with injuries	11	6.04%
324 - Motor vehicle accident with no injuries.	16	8.79%
352 - Extrication of victim(s) from vehicle	1	0.55%
370 - Electrical rescue, other	1	0.55%
400 - Hazardous condition, other	4	2.20%
410 - Combustible/flammable gas/liquid condition, other	1	0.55%
411 - Gasoline or other flammable liquid spill	7	3.85%
412 - Gas leak (natural gas or LPG)	10	5.49%
424 - Carbon monoxide incident	1	0.55%
440 - Electrical wiring/equipment problem, other	3	1.65%
500 - Service Call, other	1	0.55%
531 - Smoke or odor removal	4	2.20%
542 - Animal rescue	1	0.55%
561 - Unauthorized burning	1	0.55%
611 - Dispatched & cancelled en route	29	15.93%
622 - No incident found on arrival at dispatch address	2	1.10%
631 - Authorized controlled burning	2	1.10%
651 - Smoke scare, odor of smoke	4	2.20%
700 - False alarm or false call, other	9	4.95%
710 - Malicious, mischievous false call, other	1	0.55%
721 - Bomb scare - no bomb	2	1.10%
730 - System malfunction, other	3	1.65%
735 - Alarm system sounded due to malfunction	1	0.55%
736 - CO detector activation due to malfunction	1	0.55%
740 - Unintentional transmission of alarm, other	2	1.10%
743 - Smoke detector activation, no fire - unintentional	1	0.55%
745 - Alarm system activation, no fire - unintentional	1	0.55%
814 - Lightning strike (no fire)	1	0.55%
900 - Special type of incident, other	6	3.30%
<b>TOTAL INCIDENTS:</b>	<b>182</b>	<b>100.00%</b>

Only REVIEWED incidents included. Summary results for a major incident type are not displayed if the count is zero.

# Sublette County Unified Fire

Pinedale, WY

This report was generated on 1/3/2019 1:09:46 PM



## Incident Type Count per Station for Date Range

Start Date: 01/01/2018 | End Date: 12/31/2018

INCIDENT TYPE	# INCIDENTS
<b>Station: 1 - BATTALION 1 - PINEDALE</b>	
100 - Fire, other	1
111 - Building fire	2
112 - Fires in structure other than in a building	1
137 - Camper or recreational vehicle (RV) fire	1
138 - Off-road vehicle or heavy equipment fire	2
141 - Forest, woods or wildland fire	1
142 - Brush or brush-and-grass mixture fire	3
143 - Grass fire	2
311 - Medical assist, assist EMS crew	2
324 - Motor vehicle accident with no injuries.	2
400 - Hazardous condition, other	1
411 - Gasoline or other flammable liquid spill	3
412 - Gas leak (natural gas or LPG)	6
424 - Carbon monoxide incident	1
440 - Electrical wiring/equipment problem, other	2
500 - Service Call, other	1
531 - Smoke or odor removal	1
611 - Dispatched & cancelled en route	11
651 - Smoke scare, odor of smoke	2
700 - False alarm or false call, other	5
710 - Malicious, mischievous false call, other	1
721 - Bomb scare - no bomb	2
736 - CO detector activation due to malfunction	1
740 - Unintentional transmission of alarm, other	2
743 - Smoke detector activation, no fire - unintentional	1
745 - Alarm system activation, no fire - unintentional	1
900 - Special type of incident, other	2

# Incidents for 1 - Battalion 1 - Pinedale: 60

Only REVIEWED incidents included.

INCIDENT TYPE	# INCIDENTS
<b>Station: 2 - BATTALION 2 - BIG PINEY</b>	
100 - Fire, other	1
111 - Building fire	2
140 - Natural vegetation fire, other	2
141 - Forest, woods or wildland fire	1
142 - Brush or brush-and-grass mixture fire	4
143 - Grass fire	5
311 - Medical assist, assist EMS crew	1
322 - Motor vehicle accident with injuries	3
324 - Motor vehicle accident with no injuries.	3
370 - Electrical rescue, other	1
400 - Hazardous condition, other	2
411 - Gasoline or other flammable liquid spill	3
412 - Gas leak (natural gas or LPG)	2
531 - Smoke or odor removal	2
611 - Dispatched & cancelled en route	6
622 - No incident found on arrival at dispatch address	1
700 - False alarm or false call, other	3
730 - System malfunction, other	3
735 - Alarm system sounded due to malfunction	1
<b># Incidents for 2 - Battalion 2 - Big Piney:</b>	<b>46</b>

<b>Station: 3 - BATTALION 3 - BONDURANT</b>	
141 - Forest, woods or wildland fire	1
142 - Brush or brush-and-grass mixture fire	1
311 - Medical assist, assist EMS crew	4
320 - Emergency medical service, other	2
322 - Motor vehicle accident with injuries	3
324 - Motor vehicle accident with no injuries.	4
412 - Gas leak (natural gas or LPG)	1
611 - Dispatched & cancelled en route	4
651 - Smoke scare, odor of smoke	1
900 - Special type of incident, other	2
<b># Incidents for 3 - Battalion 3 - Bondurant:</b>	<b>23</b>

<b>Station: 4 - BATTALION 4 - BOULDER</b>	
100 - Fire, other	1
131 - Passenger vehicle fire	1

Only REVIEWED incidents included.

INCIDENT TYPE	# INCIDENTS
140 - Natural vegetation fire, other	1
141 - Forest, woods or wildland fire	2
143 - Grass fire	1
322 - Motor vehicle accident with injuries	5
324 - Motor vehicle accident with no injuries.	3
352 - Extrication of victim(s) from vehicle	1
400 - Hazardous condition, other	1
410 - Combustible/flammable gas/liquid condition, other	1
412 - Gas leak (natural gas or LPG)	1
440 - Electrical wiring/equipment problem, other	1
542 - Animal rescue	1
561 - Unauthorized burning	1
611 - Dispatched & cancelled en route	4
631 - Authorized controlled burning	2
651 - Smoke scare, odor of smoke	1
700 - False alarm or false call, other	1
900 - Special type of incident, other	2
<b># Incidents for 4 - Battalion 4 - Boulder:</b>	<b>31</b>

<b>Station: 5 - BATTALION 5 - DANIEL</b>	
140 - Natural vegetation fire, other	2
141 - Forest, woods or wildland fire	1
142 - Brush or brush-and-grass mixture fire	1
143 - Grass fire	1
150 - Outside rubbish fire, other	1
324 - Motor vehicle accident with no injuries.	4
411 - Gasoline or other flammable liquid spill	1
531 - Smoke or odor removal	1
611 - Dispatched & cancelled en route	3
622 - No incident found on arrival at dispatch address	1
814 - Lightning strike (no fire)	1
<b># Incidents for 5 - Battalion 5 - Daniel:</b>	<b>17</b>

<b>Station: 6 - BATTALION 6 - KENDALL VALLEY</b>	
100 - Fire, other	1
130 - Mobile property (vehicle) fire, other	1
142 - Brush or brush-and-grass mixture fire	2

Only REVIEWED incidents included.

INCIDENT TYPE	# INCIDENTS
611 - Dispatched & cancelled en route	1
<b># Incidents for 6 - Battalion 6 - Kendall Valley:</b>	<b>5</b>

Only REVIEWED incidents included.



# Sublette County Unified Fire

Pinedale, WY

This report was generated on 1/3/2019 1:10:34 PM



## Incident Count per FPU for Incident Type Range for Date Range for Zone

Zone(s): All Zones | Incident Type(s): All Incident Types | Start Date: 01/01/2018 | End Date: 12/31/2018

FIXED PROPERTY USE	# INCIDENTS	EMS TOTAL	FIRE TOTAL
<b>Zone:</b>			
1 or 2 family dwelling	3	1	2
Aircraft taxiway	1	0	1
Bank	1	0	1
Boarding/rooming house, residential hotels	2	0	2
Bowling establishment	1	0	1
Church, mosque, synagogue, temple, chapel	2	0	2
Clinics, doctors offices, hemodialysis cntr, other	2	0	2
Convenience store	6	0	6
Day care, in commercial property	2	0	2
Elementary school, including kindergarten	1	1	0
Energy production plant, other	1	0	1
Flammable liquid distribution, F.L. pipeline	1	0	1
Food and beverage sales, grocery store	2	0	2
Forest, timberland, woodland	1	0	1
Gas distribution, gas pipeline	4	0	4
Highway or divided highway	36	25	11
Hospital - medical or psychiatric	1	1	0
Hotel/motel, commercial	5	0	5
Ind., utility, defense, agriculture, mining, other	3	0	3
Lake, river, stream	1	0	1
Livestock production	15	1	14
Mercantile, business, other	10	0	10
Multifamily dwelling	3	0	3
Open land or field	1	0	1
Outbuilding or shed	1	0	1

Fixed Property Use information is collected on the Basic Info 3 screen of an incident. Only REVIEWED incidents included.

Outside or special property, other	1	0	1
Parking garage, (detached residential garage)	1	0	1
Property Use, other	2	0	2
Public or government, other	10	1	9
Recreational, hobby, home repair sales, pet store	2	0	2
Residential street, road or residential driveway	3	1	2
Residential, other	49	3	46
Storage, other	1	0	1
Street or road in commercial area	1	0	1
Street, other	5	4	1
Variable-use amusement, recreation places, other	1	0	1

Fixed Property Use information is collected on the Basic Info 3 screen of an incident. Only REVIEWED incidents included.

# Sublette County Unified Fire

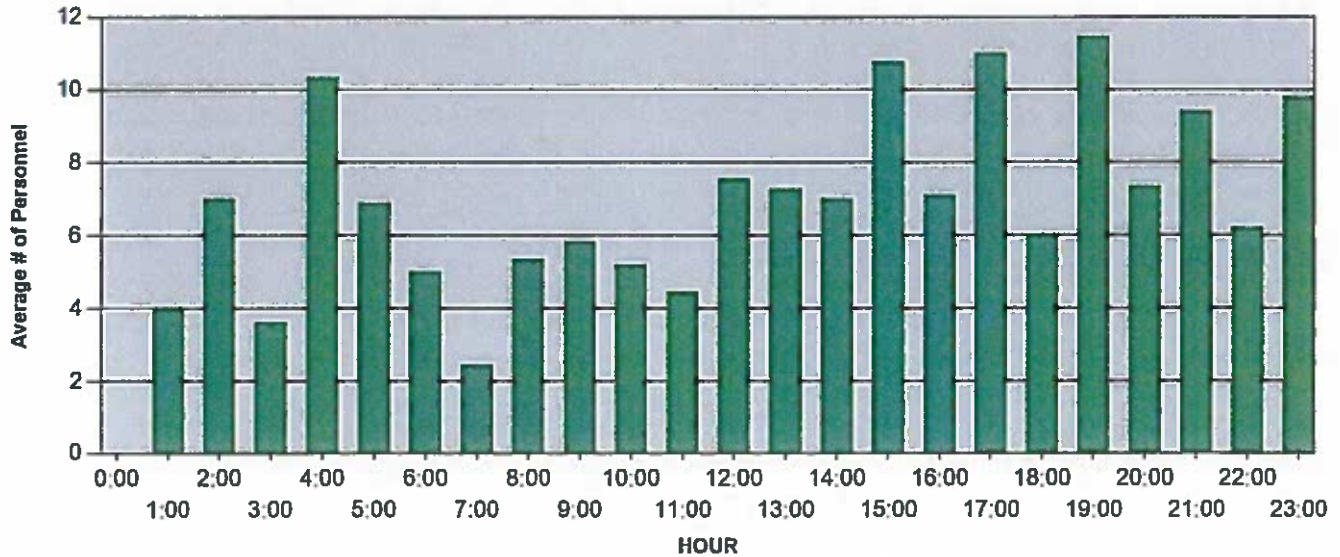
Pinedale, WY

This report was generated on 1/3/2019 1:11:17 PM



## Average Number of Responding Personnel per Hour for Date Range

Start Date: 01/01/2018 | End Date: 12/31/2018



HOUR	AVG. # PERSONNEL
00:00 - 00:59	0.00
01:00 - 01:59	4.00
02:00 - 02:59	7.00
03:00 - 03:59	3.60
04:00 - 04:59	10.33
05:00 - 05:59	6.88
06:00 - 06:59	5.00
07:00 - 07:59	2.44
08:00 - 08:59	5.33
09:00 - 09:59	5.80
10:00 - 10:59	5.18
11:00 - 11:59	4.43
12:00 - 12:59	7.53
13:00 - 13:59	7.27
14:00 - 14:59	7.00
15:00 - 15:59	10.76
16:00 - 16:59	7.08
17:00 - 17:59	11.00
18:00 - 18:59	6.00
19:00 - 19:59	11.45
20:00 - 20:59	7.33
21:00 - 21:59	9.40
22:00 - 22:59	6.20

AVE. # PERSONNEL calculated from total number of personnel responding to incidents begun at the HOUR divided by total number of REVIEWED incidents for that HOUR. Includes personnel that responded both on or off apparatus.

HOUR	AVG. # PERSONNEL
23:00 - 23:59	9.80

AVE. # PERSONNEL calculated from total number of personnel responding to incidents begun at the HOUR divided by total number of REVIEWED incidents for that HOUR. Includes personnel that responded both on or off apparatus.

# Sublette County Unified Fire

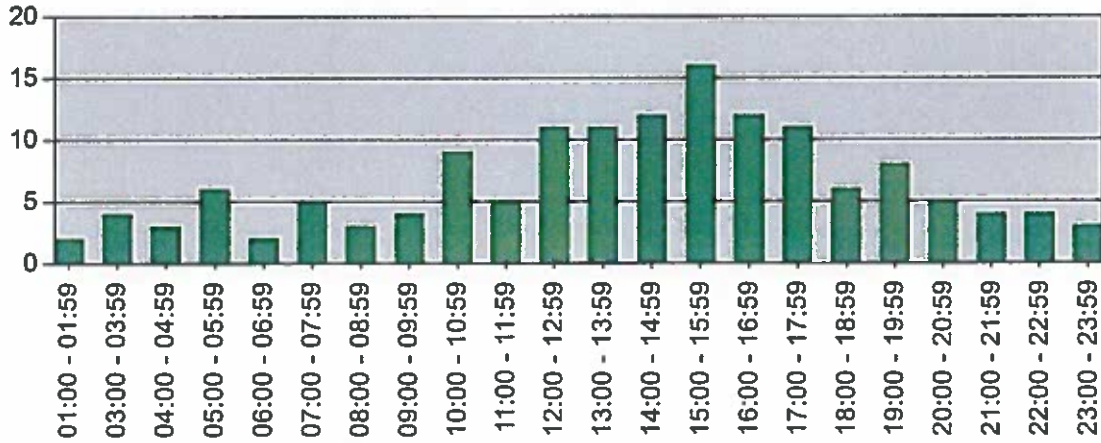
Pinedale, WY

This report was generated on 1/14/2019 4:14:03 PM



## Incidents by Hour for Apparatus for Date Range

Apparatus: All Apparatus | Start Date: 01/01/2018 | End Date: 12/31/2018



TIME	# INCIDENTS
01:00 - 01:59	2
03:00 - 03:59	4
04:00 - 04:59	3
05:00 - 05:59	6
06:00 - 06:59	2
07:00 - 07:59	5
08:00 - 08:59	3
09:00 - 09:59	4
10:00 - 10:59	9
11:00 - 11:59	5
12:00 - 12:59	11
13:00 - 13:59	11
14:00 - 14:59	12
15:00 - 15:59	16
16:00 - 16:59	12
17:00 - 17:59	11
18:00 - 18:59	6
19:00 - 19:59	8
20:00 - 20:59	5

Only REVIEWED incidents included



TIME	# INCIDENTS
21:00 - 21:59	4
22:00 - 22:59	4
23:00 - 23:59	3

Only REVIEWED incidents included

